

B-Line Corridor Options Survey Summary

Summer 2009 | Rapid Transit | Public Works

Summary

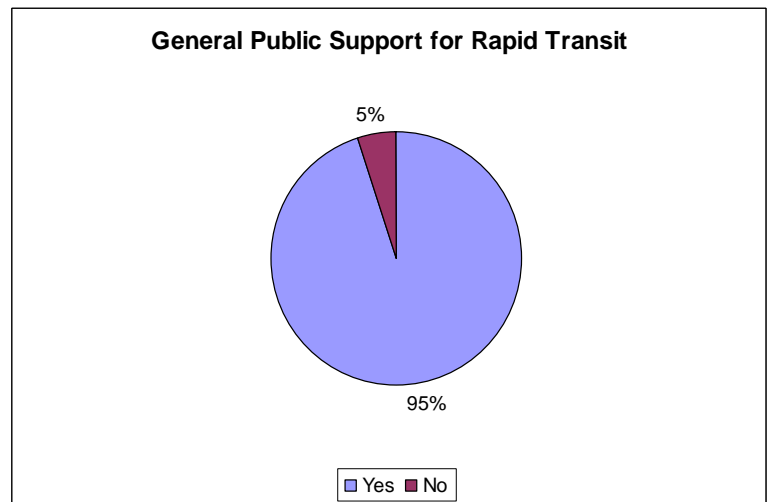
The following report summarizes the data collected from the B-Line Corridor Options Survey. The survey was distributed from June - August 2009 through Public Information Centres and through the Rapid Transit website. It was promoted through the Rapid Transit newsletter, internal city of Hamilton newsletters, Facebook ads, radio ads, and print ads. The number of respondents as of September 2, 2009 is 1233.

Rapid transit continues to have strong public support in Hamilton and its implementation is believed to benefit the city. Light rail transit (LRT) is the preferred technology throughout the rapid transit network. Specific to the B-Line, LRT is preferred along the east and west sections of the corridor. In the centre section, the two-way LRT / two-way traffic scenario was preferred by the most respondents. The data corresponding to these results are contained within this document.

Results

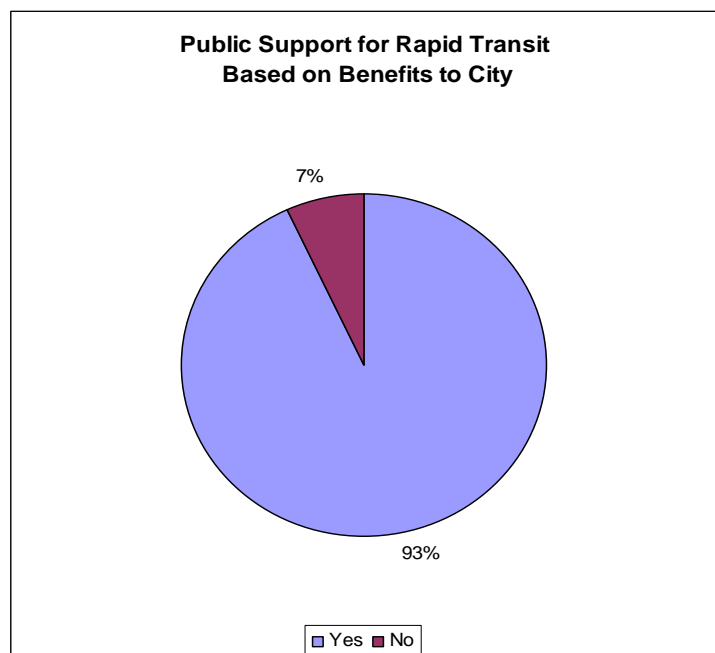
Question 1 - Do you support the implementation of rapid transit in Hamilton?

Option	# of Respondents	%
Yes	1127	95
No	62	5



Statement 2.1 - I agree that implementing either rapid transit technology (BRT or LRT) would be beneficial for Hamilton.

Option	# of Respondents	%
Yes	1120	93
No	87	7

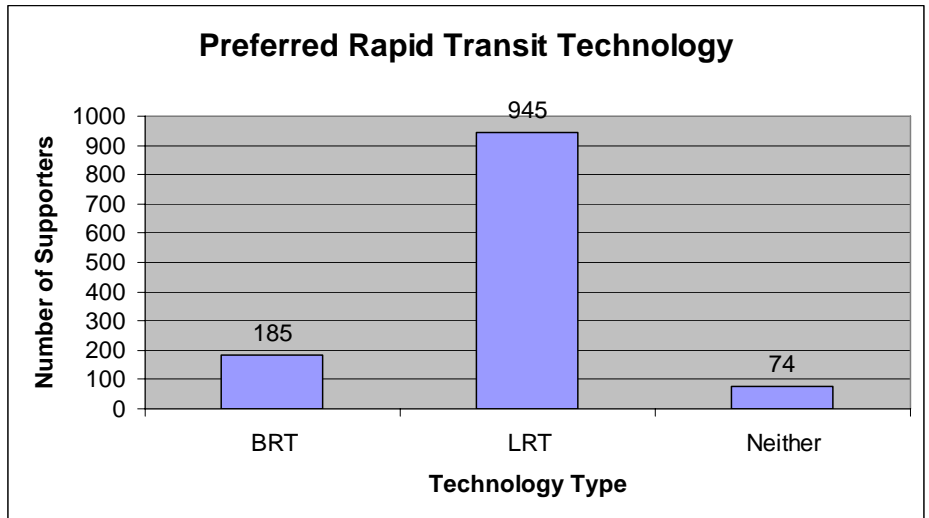


B-Line Corridor Options Survey Summary

Summer 2009 | Rapid Transit | Public Works

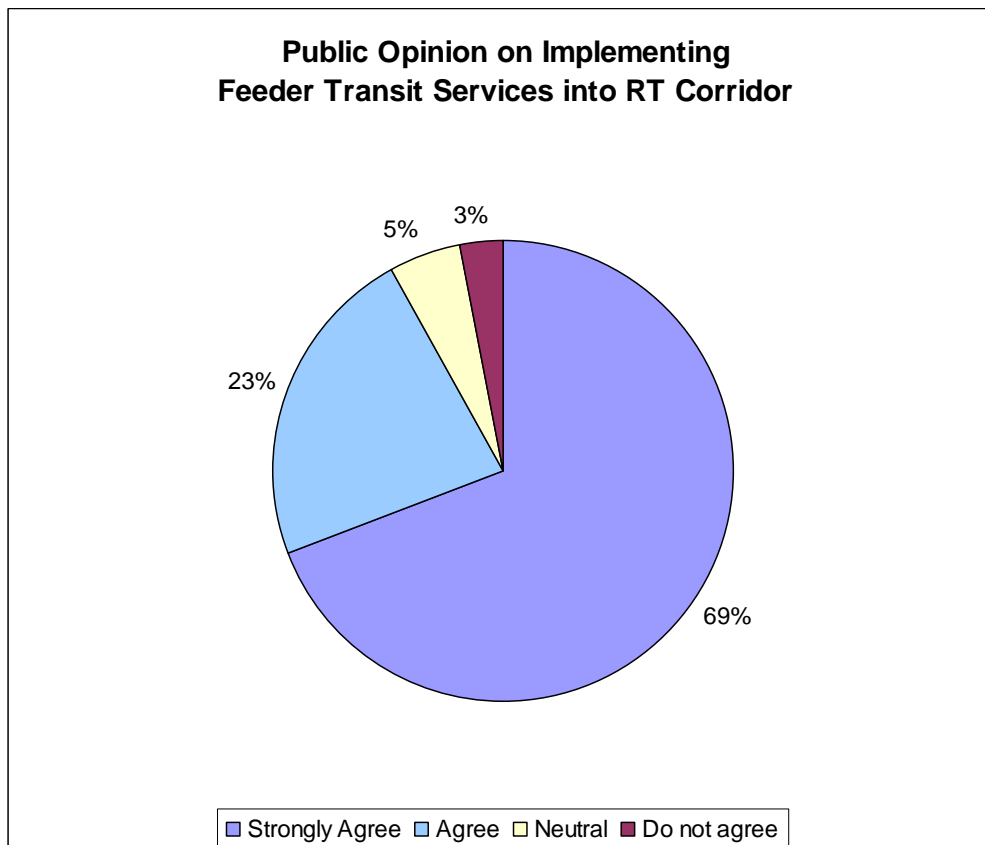
Statement 2.2 - My preferred mode of rapid transit is:

Option	# of Respondents	%
BRT	185	15
LRT	945	79
Neither	74	6



Statement 2.3 - Although the focus is presently on the implementation of rapid transit (either BRT or LRT) along the B-Line, implementing improved transit services, feeding into the B-Line corridor, is also important.

Option	# of Respondents	%
Strongly Agree	820	69
Agree	269	23
Neutral	61	5
Do not agree	35	3



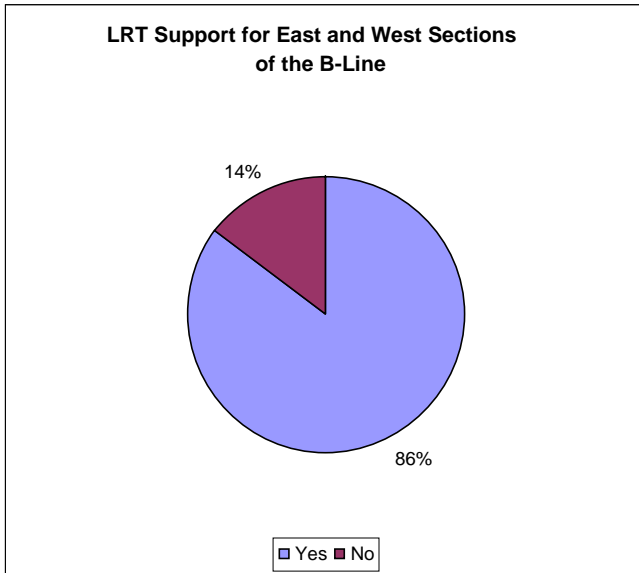
B-Line Corridor Options Survey Summary

Summer 2009 | Rapid Transit | Public Works

Statement 3.1: If the recommended scenario is a median transit way for both the east and west sections I would support this option for...

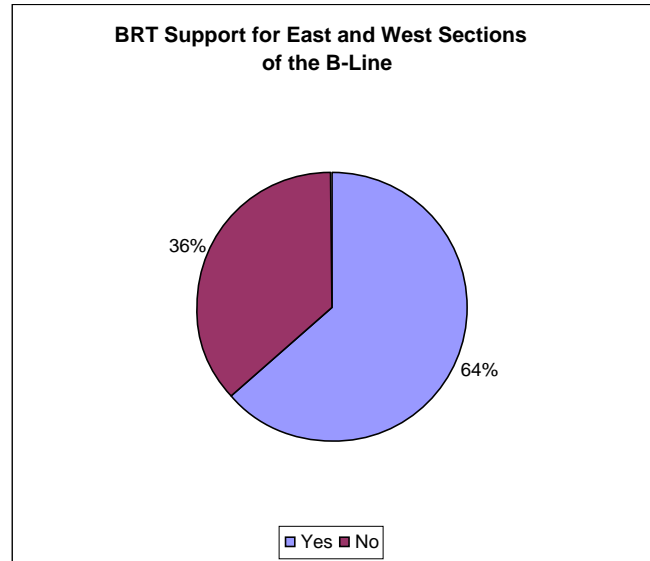
LRT

Option	# of Respondents	%
Yes	1018	86
No	172	14



BRT

Option	# of Respondents	%
Yes	690	64
No	390	36



Statement 3.2 – If the recommended scenario is contra-flow (two-way transit/one-way traffic) for the centre section I would support this option for:

LRT

Option	# of Respondents	%
Yes	764	65
No	410	35

BRT

Option	# of Respondents	%
Yes	500	46
No	595	54

See next page for graph.

Statement 3.3 – If the recommended scenario is two-way (two-way transit/two-way traffic) for the centre section I would support this option for:

LRT

Option	# of Respondents	%
Yes	898	76
No	276	24

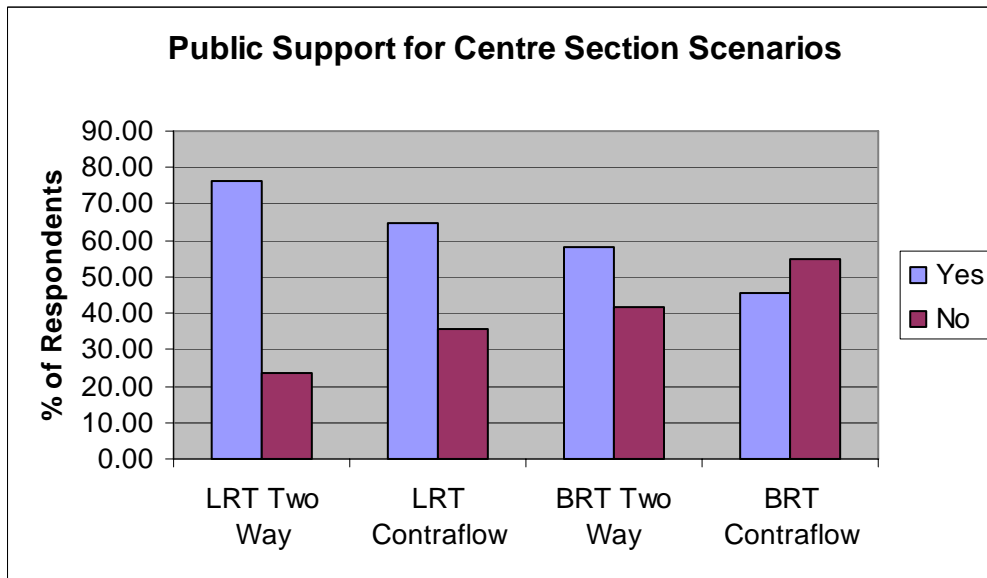
BRT

Option	# of Respondents	%
Yes	636	58
No	457	42

See next page for graph.

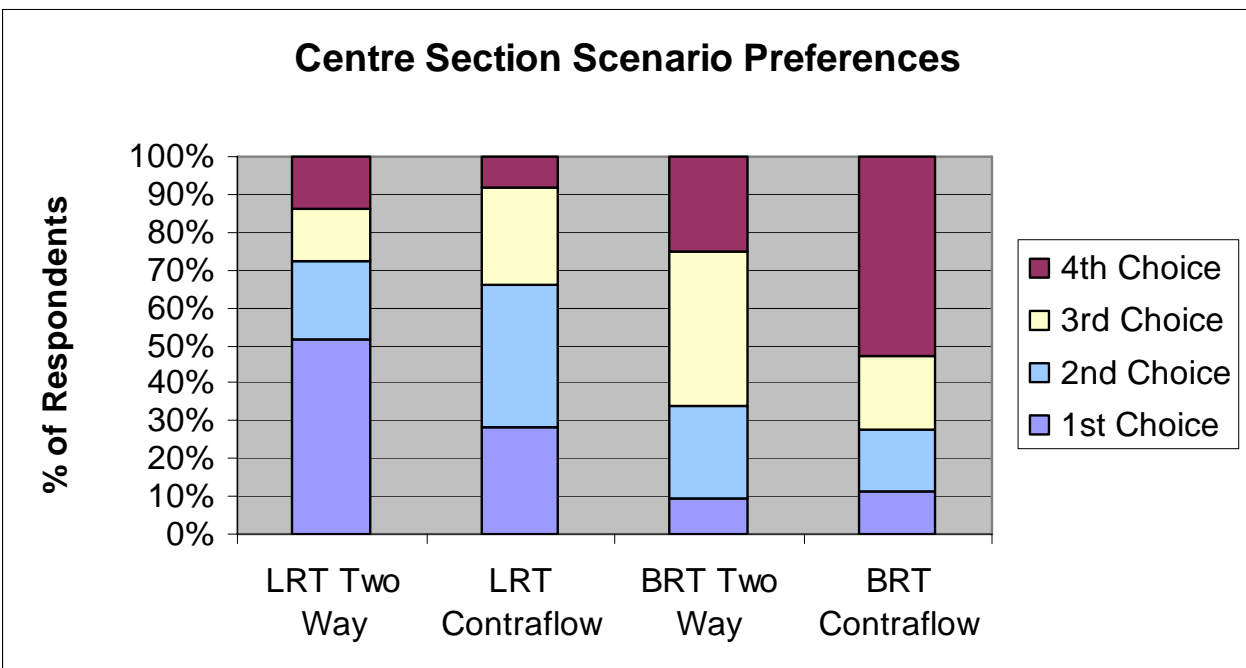
B-Line Corridor Options Survey Summary

Summer 2009 | Rapid Transit | Public Works



Statement 3.4 – My preferred order of preference for the above two centre section alternatives is:

	LRT Two Way	LRT Contra-flow	BRT Two Way	BRT Contra-flow
1st Choice	522 (51%)	285 (28%)	94 (9%)	117 (11%)
2nd Choice	212 (21%)	388 (38%)	254 (25%)	164 (16%)
3rd Choice	142 (14%)	262 (26%)	414 (41%)	200 (20%)
4th Choice	142 (14%)	83 (8%)	256 (25%)	537 (53%)
Total	1018 (100%)	1018 (100%)	1018 (100%)	1018 (100%)



B-Line Corridor Options Survey Summary

Summer 2009 | Rapid Transit | Public Works

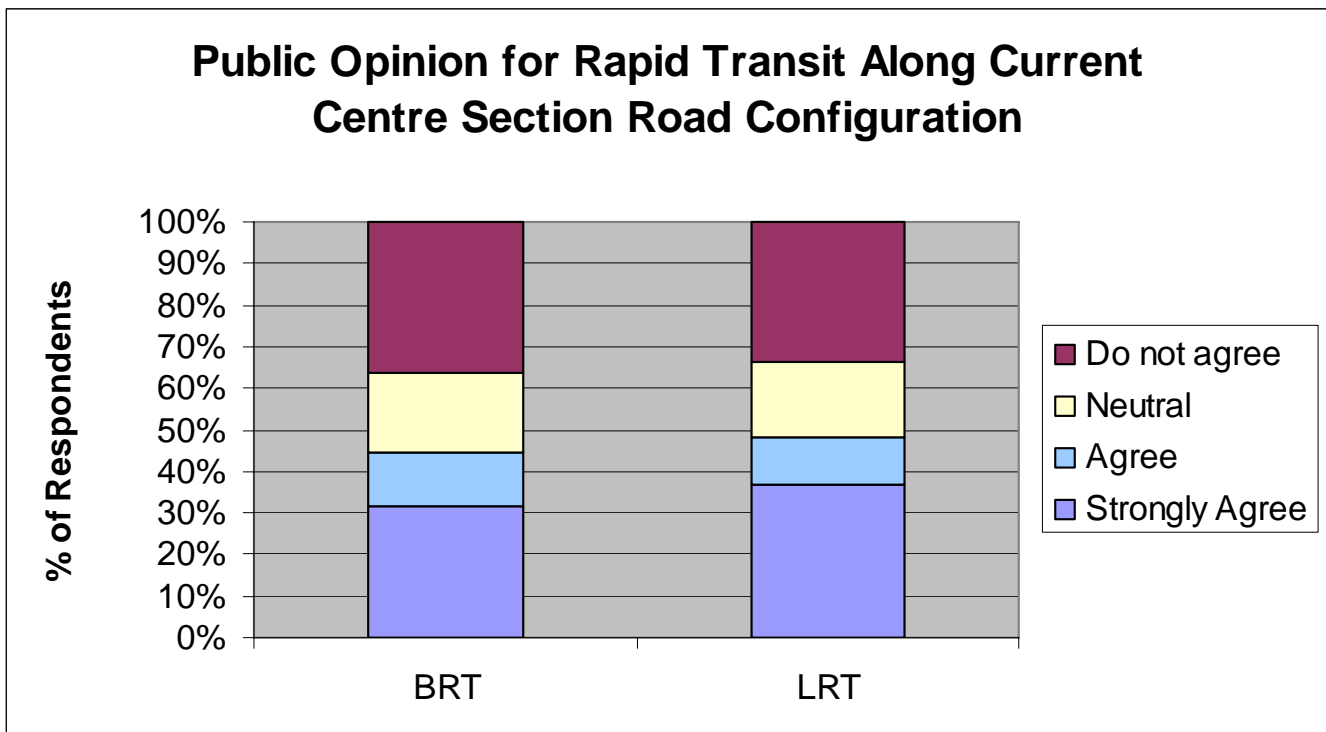
Statement 3.5 – Although not being recommended for implementation, my preferred scenario is to maintain one-way operation for both vehicles and transit through the centre section.

LRT

Option	# of Respondents	%
Strongly Agree	422	36
Agree	134	12
Neutral	212	18
Do not agree	388	34

BRT

Option	# of Respondents	%
Strongly Agree	349	31
Agree	152	14
Neutral	215	19
Do not agree	410	36



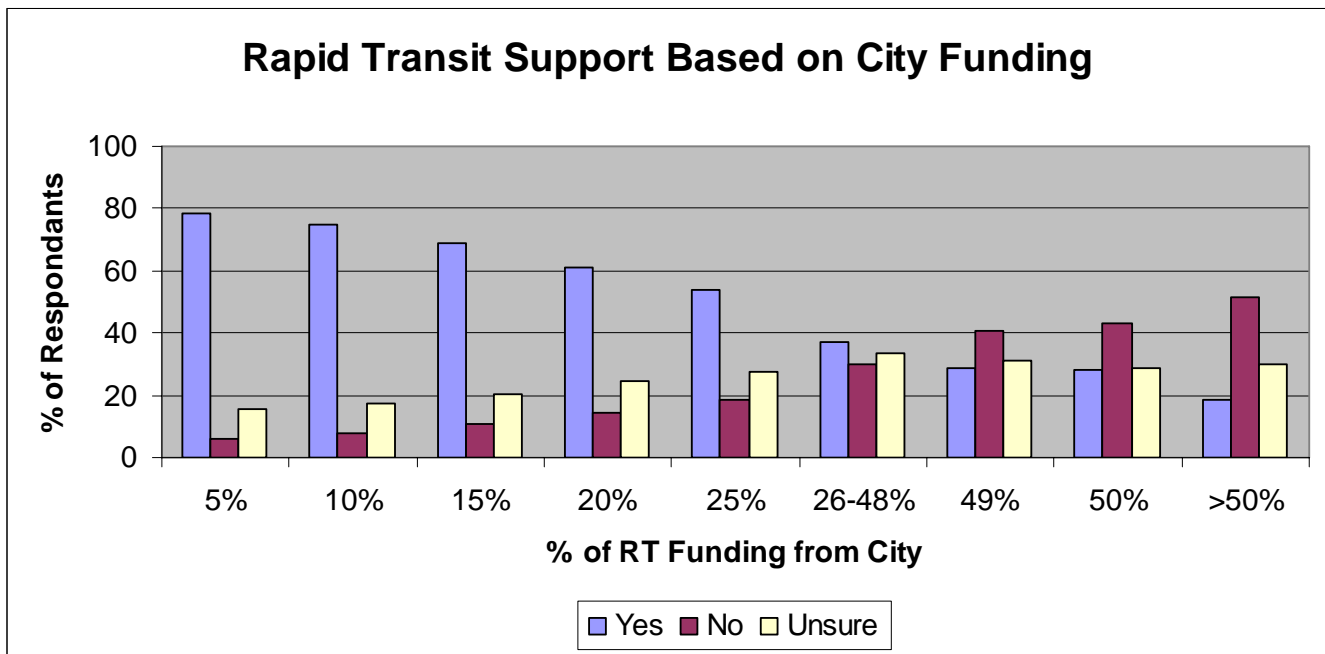
Question 4 – Would you support the implementation of rapid transit in Hamilton if the City was responsible for funding:

Option	5%	10%	15%	20%	25%	26-48%	49%	50%	>50%
Yes	952 (78%)	911 (74%)	836 (68%)	747 (60%)	664 (54%)	464 (38%)	358 (29%)	351 (28%)	237 (19%)
No	78 (6%)	102 (8%)	143 (12%)	181 (15%)	227 (18%)	357 (39%)	487 (40%)	516 (42%)	621 (51%)
Unsure	203 (16%)	220 (18%)	254 (20%)	305 (25%)	342 (28%)	412 (33%)	388 (31%)	366 (30%)	375 (30%)

See graph on next page.

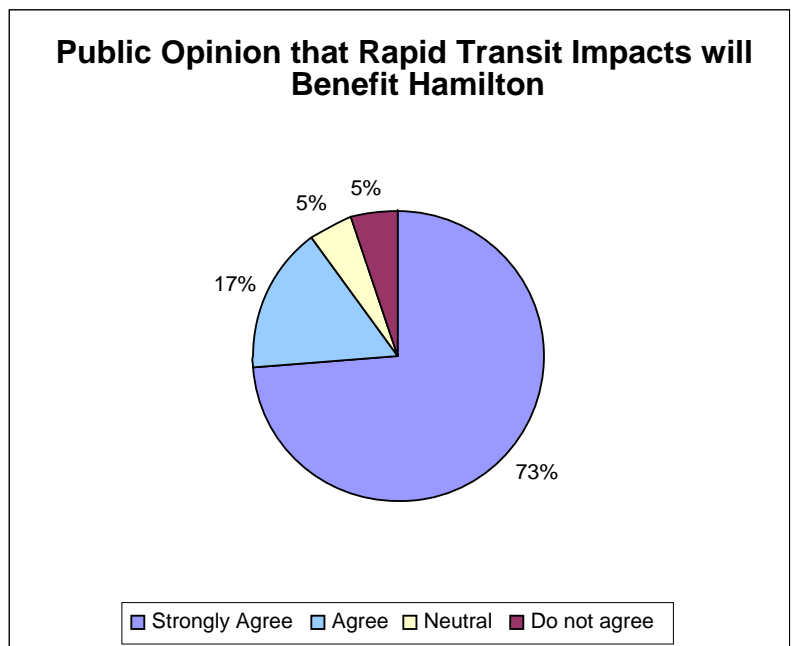
B-Line Corridor Options Survey Summary

Summer 2009 | Rapid Transit | Public Works



Statement 5 – It is anticipated that in order to implement rapid transit, there will be impacts on how the corridor looks and operates today, from a land use, pedestrian, transit and traffic perspective. Given the potential for significant changes, rapid transit will benefit the City of Hamilton and every effort should be made to move this process forward.

Option	# of Respondents	%
Strongly Agree	874	73
Agree	199	17
Neutral	64	5
Do not agree	61	5

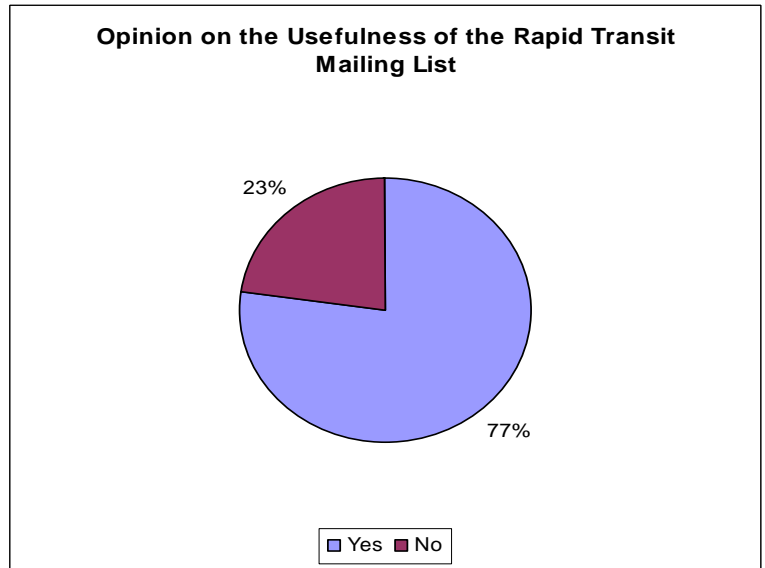


B-Line Corridor Options Survey Summary

Summer 2009 | Rapid Transit | Public Works

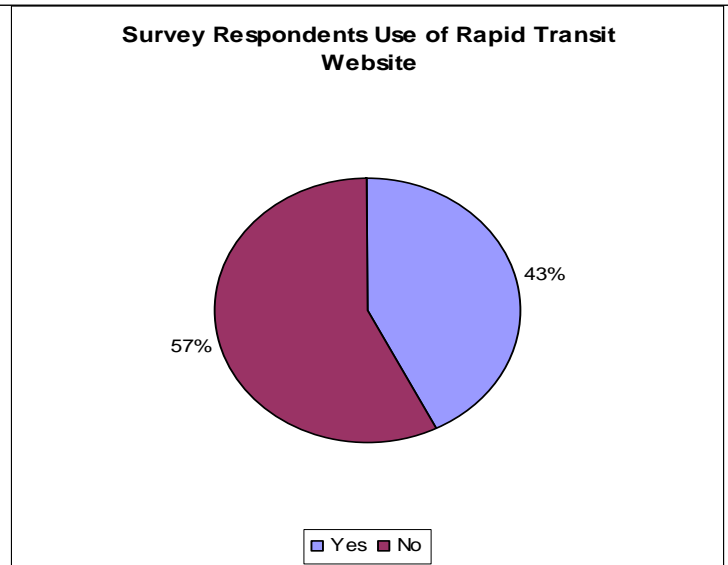
Question 6 – If you are already on our Rapid Transit Mailing List, do you find the project updates and project newsletters informative?

Option	# of Respondents	%
Yes	220	77
No	67	23



Question 7.1 – Have you visited the Rapid Transit Initiative Web Site?

Option	# of Respondents	%
Yes	506	43
No	681	57



Question 7.2 – If yes, did you find it useful?

Option	# of Respondents	%
Yes	319	53
Somewhat	207	34
No	76	13

